

Club Notes:


May 2011



This is the new bow and arrow pano 001 pattern, stitched out by Helena Ford. Nice Job!

The Emerald Baron contains 122 patterns, including 34 panos, a retail value of \$1390.00

Check Out the Holiday Sparkle patterns, some of which were released last month and some were released this month. They work beautifully on "Eldon", a quilt designed by Edyta Sitar.



Panos



Pattern: all sports pano 005

Archive: Emerald Baron



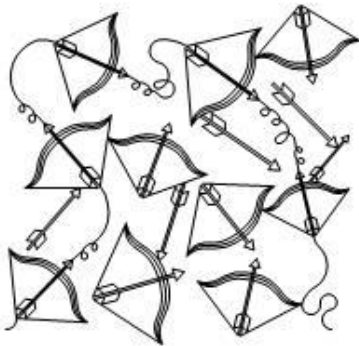
Pattern: american motorcycle pano

Archive: Emerald Baron



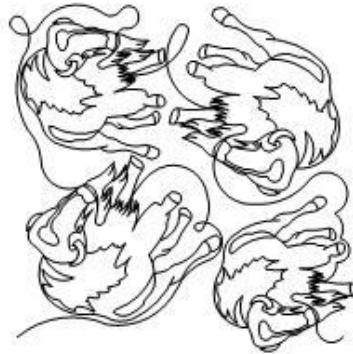
Pattern: baseball stars pano 003

Archive: Emerald Baron




Pattern: bow and arrow pano 001

Archive: Emerald Baron



Pattern: buffalo pano 001

Archive: Emerald Baron



Pattern: bulldog pano 003 sq

Archive: Emerald Baron



Pattern: collie pano 001

Archive: Emerald Baron



Pattern: disabilities pano 001

Archive: Emerald Baron




Pattern: do si do pano 001

Archive: Emerald Baron



Pattern: farmhouse pano

Archive: Emerald Baron



Pattern: football fun 6

Archive: Emerald Baron



Pattern: go navy 001

Archive: Emerald Baron



Panos Cont.

Pattern: musical pano 005
Archive: Emerald Baron



Pattern: nana loves me pano
Archive: Emerald Baron



Pattern: pheasant pano 001
Archive: Emerald Baron



Pattern: ribbon ashley
Archive: Emerald Baron



Pattern: ribbon athlete
Archive: Emerald Baron



Pattern: ribbon dream
Archive: Emerald Baron



Pattern: ribbon jessica
Archive: Emerald Baron



Pattern: ribbon jo loves
Archive: Emerald Baron



Pattern: ribbon leaf
Archive: Emerald Baron



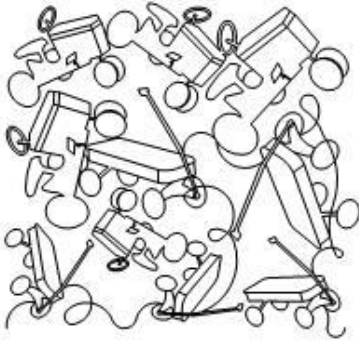
Pattern: ribbon melina
Archive: Emerald Baron



Pattern: ribbon mission
Archive: Emerald Baron




Pattern: ribbon wish it
Archive: Emerald Baron




Pattern: riding toy pano 001

Archive: Emerald Baron



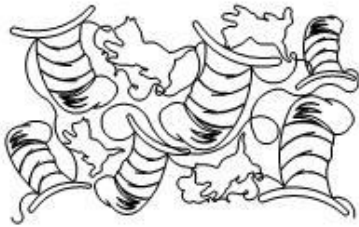
Pattern: smitten pano 001

Archive: Emerald Baron



Pattern: sparkle pano 001 ns

Archive: Emerald Baron



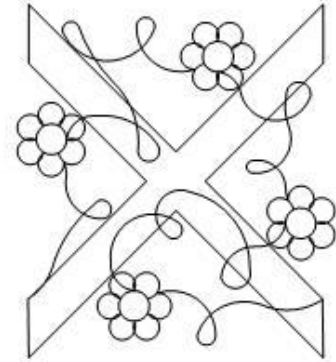
Pattern: top hats and cats

Archive: Emerald Baron




Pattern: train pano 001

Archive: Emerald Baron




Pattern: trellis pano 001

Archive: Emerald Baron




Pattern: trellis pano 002

Archive: Emerald Baron



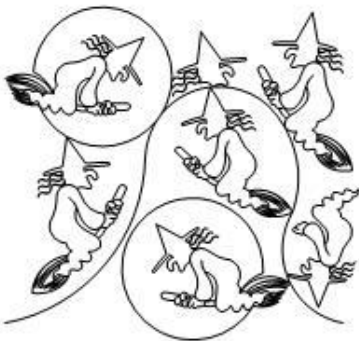
Pattern: turkish pano 001

Archive: Emerald Baron



Pattern: water ripples 3


Archive: Emerald Baron



Pattern: witchy woman pano 001

Archive: Emerald Baron

Panos Con't.



The Emerald Baron

features four new border and border corner sets:

Breadfruit Border and Border Corner

Flower Spice 3 Border and Border Corner

Sunflower Border 003 and Border Corner

Ivy Border and Border Corner

May Longarm Tips:

Tip #1: When you drop your scissors and look for them under your longarm table, do you have Dust Grizzlies growl at you? If so, it's time to do some cleaning! Your computer needs to have the dust and lint blown out of it regularly to avoid overheating and power supply failures. Check the wheels, tracks, and encoders and clear them of lint and threads. If it moves...it attracts lint and thread. Build up of both are responsible for a great deal of poor stitch quality.

Tip #2: If you regularly switch between thread brands/types/weights, it can be a real time saver to have designated bobbin cases for each one. I use Superior King Tut Cotton and also Signature Cotton. So, I have a bobbin case for each one. I don't spend extra time adjusting the bobbin tension when I switch thread.

Favorite Longarm Supplies Vendors:

We've had many questions from new longarm quilters about the best places to buy their supplies. So, we thought we'd provide a list of our favorite vendors. This is not an exclusive list....you may already have other vendors who take care of your longarm supply needs...and we're not trying to convert anybody.

Superior Thread: I buy King Tut Thread in the 2000 yard cones, although they have poly thread as well. They sell wholesale only, so you'll need your sales tax certificate to set up an account. They have an amazing selection of thread. They have fabulous customer service and an easy online account set up process. They also ship internationally!
<http://www.superiorthreads.com>

Kingsmen Longarm Quilting Supply: They sell Hobbs batting, Signature cotton, and A&E Perma Core thread, plus the Quick Zip system, oil for your longarm, bobbins, machine parts, etc. They don't have a minimum order for anything, and they sell retail (at wholesale prices). These people are top notch people to work with!
<http://www.kmquiltingsupply.com>


Checker Distributing: Wholesale Only.....I have rarely looked in vain for anything quilt related on their site. Shopping for supplies can be addicting! Shipping is charged on large items, but not on items such as pins, needles, thread, books, scissors, or most other notions. They do charge shipping on bolts of fabric, luggage, cutting mats, Ott Lights, etc.
<http://www.checkerdist.com>

Quilter's Dream Batting: I have pretty much stopped purchasing rolls of batting. I find it easier to maintain an accurate inventory of batting, and it stores well. Unlike some packaged batting, I don't find that the QD batting is distorted, and so it doesn't require a trip through my dryer before I can use it. Some of my best friends who also have longarm quilting businesses stock packaged batting as well as batting on a roll. We agree that these people are easy to work with! <http://www.quiltersdreambatting.com>


Quilted Memories: This Hobbs Batting distributor is only a quick phone call away. She ships UPS or Fed Ex. UPS costs a bit more, but since they'll put my packages inside my garage rather than leaving it out on my front porch, I don't mind that extra cost. This lady (Lyn Heilman) makes it happen! When I find myself in a batting crunch, she's there for me! Just gotta love that! (Plus she provided all the classroom batting for the SUGAR 2010 Conference this past summer). <http://www.quiltedmemoriesllc.com>


Virginia Longarm: I buy the dress bag and the 3-sided zipper totes to deliver my quilts to customer. They bring their next quilt to me in their bag. When I arrive at our guild meetings, laden with my purple bags, people say it looks like Christmas. Their quilts stay clean and it adds a little extra class and professionalism to my business.
<http://www.virginialongarm.com> or call toll free at 855-566-4276.

Quadruple Irish Chain (QIC) Rupert




Quadruple Irish Chain (QIC) Dawns






Trellis Pano 001
(border used in this layout not included)




Trellis Pano 002
(border used in this layout not included)



Ballerina Pig Border

(I think they look like the Swine Rockettes)



Chickadee Border 001 and Border Corner 001

In this layout, Kim scattered the center with the single, the baby, and the chickadee pair. When I first saw the border pattern, I resolved to make something cute just so I could use this pattern!

Panos Only Catalog

For those of you who primarily use pantograph patterns in your longarm businesses, we have created a work in progress: A new catalog with panos only. We will continue to provide the e2e catalogs for each archive within the Club Notes newsletters, but will update this online catalog at the close of each collection. It's a large document, so it may take awhile to download completely and display.

Click The Link Below to Download the Panos Only Catalog.




<http://www.sweetdreamsquiltstudio.com/catalog/pdfs/6 up panos only.pdf>

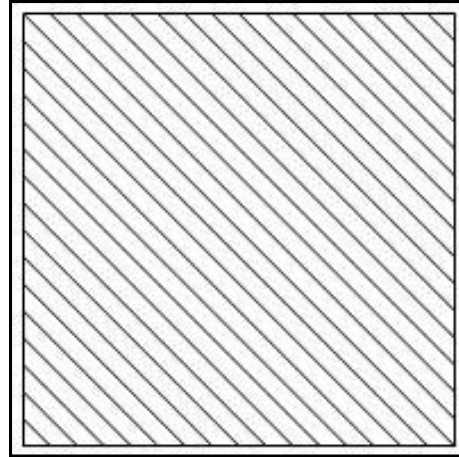
No Tie-Off Background Trim Patterns

These patterns (page 14-19) will double stitch each line. One of the benefits of this style is that the stitching lines will be more emphasized. A bigger benefit, however, is that used behind appliqué, you can trim out the appliqué, and the pattern will sew to the trim line and then reverse....no tie offs! This is a feature you're going to love!

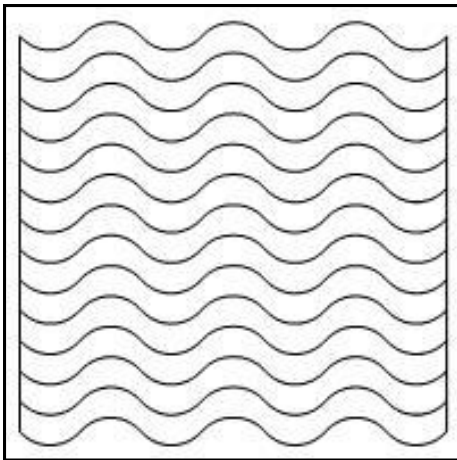
There is a small opening in the center of each pattern, so you're going to want to make sure that hole is behind your appliqué so it's hidden.




Name: trim bkg sq 001




Name: trim bkg sq 002




Name: trim bkg sq 003




Name: trim bkg sq 004



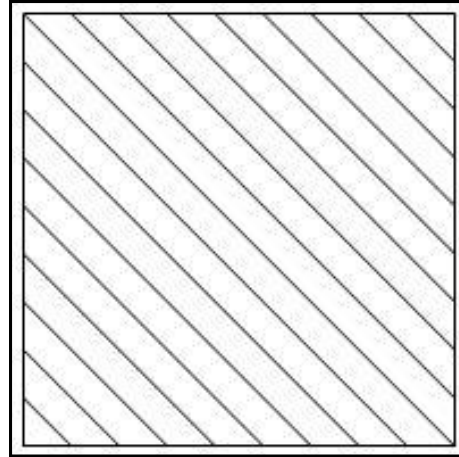
Name: trim bkg sq 005




Name: trim bkg sq 006




Name: trim bkg sq 007




Name: trim bkg sq 008



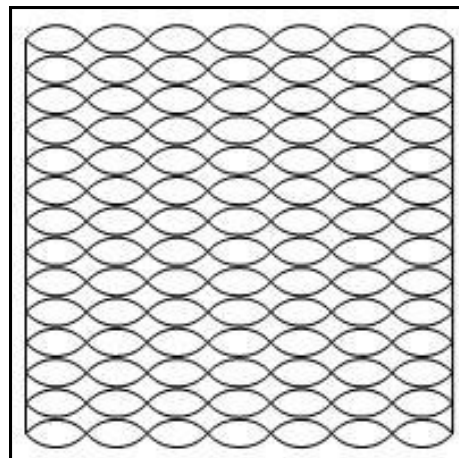
Name: trim bkg sq 009




Name: trim bkg sq 010



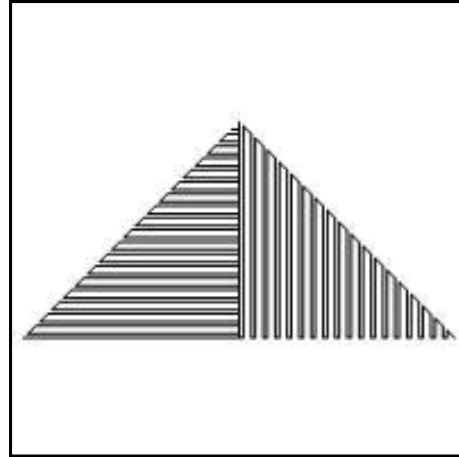
Name: trim bkg sq 011



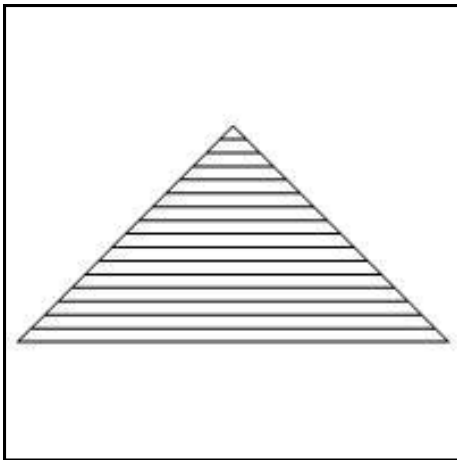
Name: trim bkg sq 012



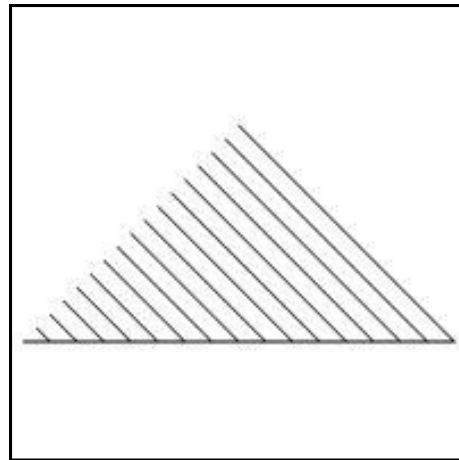
Name: trim bkg sq 013




Name: trim bkg tri 001




Name: trim bkg tri 002




Name: trim bkg tri 003



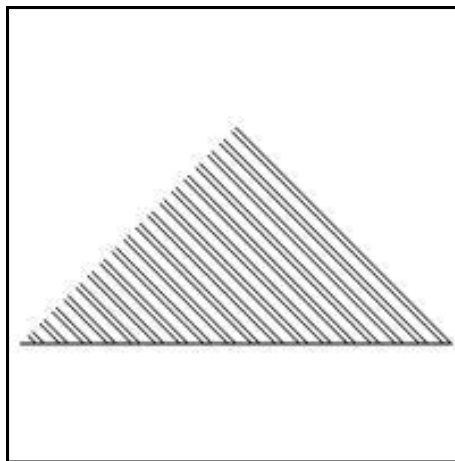
Name: trim bkg tri 004



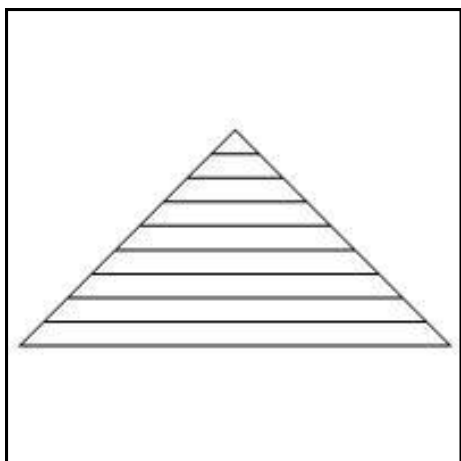
Name: trim bkg tri 005




Name: trim bkg tri 006




Name: trim bkg tri 007



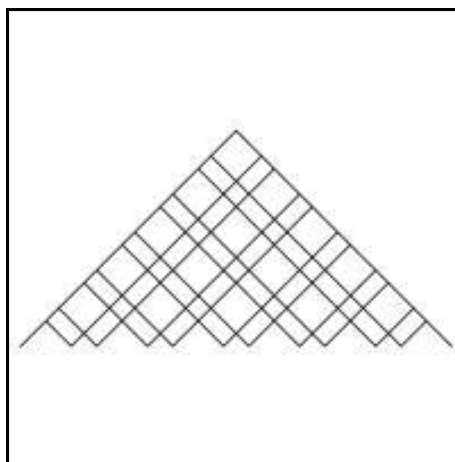
Name: trim bkg tri 008



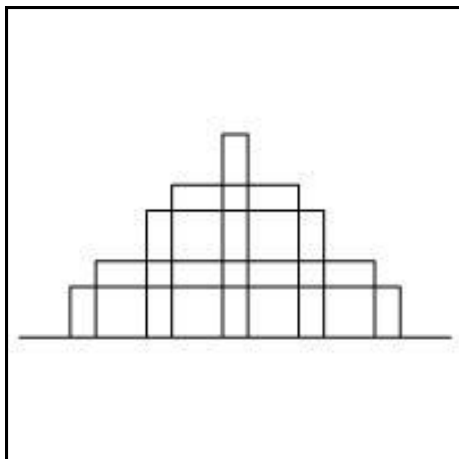
Name: trim bkg tri 009



Name: trim bkg tri 010



Name: trim bkg tri 011



Name: trim bkg tri 012

ABBREVIATIONS USED IN SWEET DREAMS QUILT STUDIO PATTERN NAMES

ALT	ALTERNATING
BA	BALTIMORE ALBUM
BLK	BLOCK
BRD CRN	BORDER CORNER
CTR	CENTER
CW	CIVIL WAR
DIC	DOUBLE IRISH CHAIN
DP	DRUNKARD'S PATH OR DRESDEN PLATE
DWR	DOUBLE WEDDING RING
GLCQ	GEORGETTE'S LEGACY CRIB QUILT
LC	LOG CABIN
NS	MEANS IT CONTAINS NO-SEW LINES (JUMP STITCHES)
NYB	NEW YORK BEAUTY
P2P	POINT-TO-POINT PATTERN
PLC	PINEAPPLE LOG CABIN
PT	POINT
QTR	QUARTER
REA	RAW EDGE APPLIQUE
REC	RECTANGLE
SBLK	SASHED BLOCK
SP	SPECIAL
SQ	SQUARED
SQNSQ	SQUARE IN A SQUARE
TIC	TRIPLE IRISH CHAIN
TRI	TRIANGLE
QIC	QUADRUPLE IRISH CHAIN



Things to include when requesting a special pattern:

One of the perks of being a Crown Jewels Club member is that whole *Having a Designer in your Pocket* concept. Before you send us an email, take a moment or two to think through what you need. Do you need an e2e pattern or a block pattern. If you need a block pattern, what size block is it for? We realize that with a computerized system, you can resize the pattern to fit your block, but if a pattern has a great deal of detail and was designed for an 18" block, you aren't going to be pleased with it stitched out in a 9" block.

If you want a block, do you also need a triangle, sash, border and border corner?

How dense do you want your e2e pattern to be? Do you want sophisticated or whimsical: for an adult or for a child? When do you *need* it? Try not to wait until you've loaded the quilt to request a new design. The more information you provide us when you make your request the better. If you can, send along photos of the quilt blocks, fabrics, each with a measuring tape in the photo so we can see the scale and proportions of the block piecing.

Statler Users: If you'd like us to help you select patterns for your quilt, it really helps us if you'll use Creative Studio and either use the boundary tools or draw sew-able p2p line and draw out a block or two. Tell us the height of the borders, etc. We'll do our best to help you. You may already have some of the patterns we choose, or you might need to buy them....or Kim might need to design something. It's kind of like fixing dinner for your family. If somebody would just answer that "what do you want for dinner" question, the cook would be much happier. After all....she's got quilts waiting for her! And then, we also love it when you send us photos of the quilt when you're done! If you don't have a Statler, just give us as much information as possible, and we'll help you, too!



You may have received a copy of our newest catalog in the mail. We had the printer send them out via bulk mail. If you'd like to have more copies (perhaps to leave with quilt shops or just to have available for your customers) you can order it on our web site. The price is \$18.00, and that includes 3 copies of the catalog and the shipping costs.



Statler Owners: S.U.G.A.R. (Statler Users Group And Representatives) 2012 Conference is scheduled for June 10—13, 2012 and it will be in Columbia, Missouri. Save the date and watch for more information

<http://www.sugarconference.com>